




SPLIT TRAY SORTER LAYOUT OPTIONS






Every warehouse is unique and has its own pros and cons. To ensure a perfect fit for every project, we have created a number of **layouts** for our split tray sorter. Depending on the building there might be more **stations** or **capacity** possible when choosing the right layout.



THE CLOSED OVAL




Stations



Induction

The closed oval layout enables a space saving solution. The height and width offers the most compact solution in the split tray sorter family.



THE WIDE OVAL



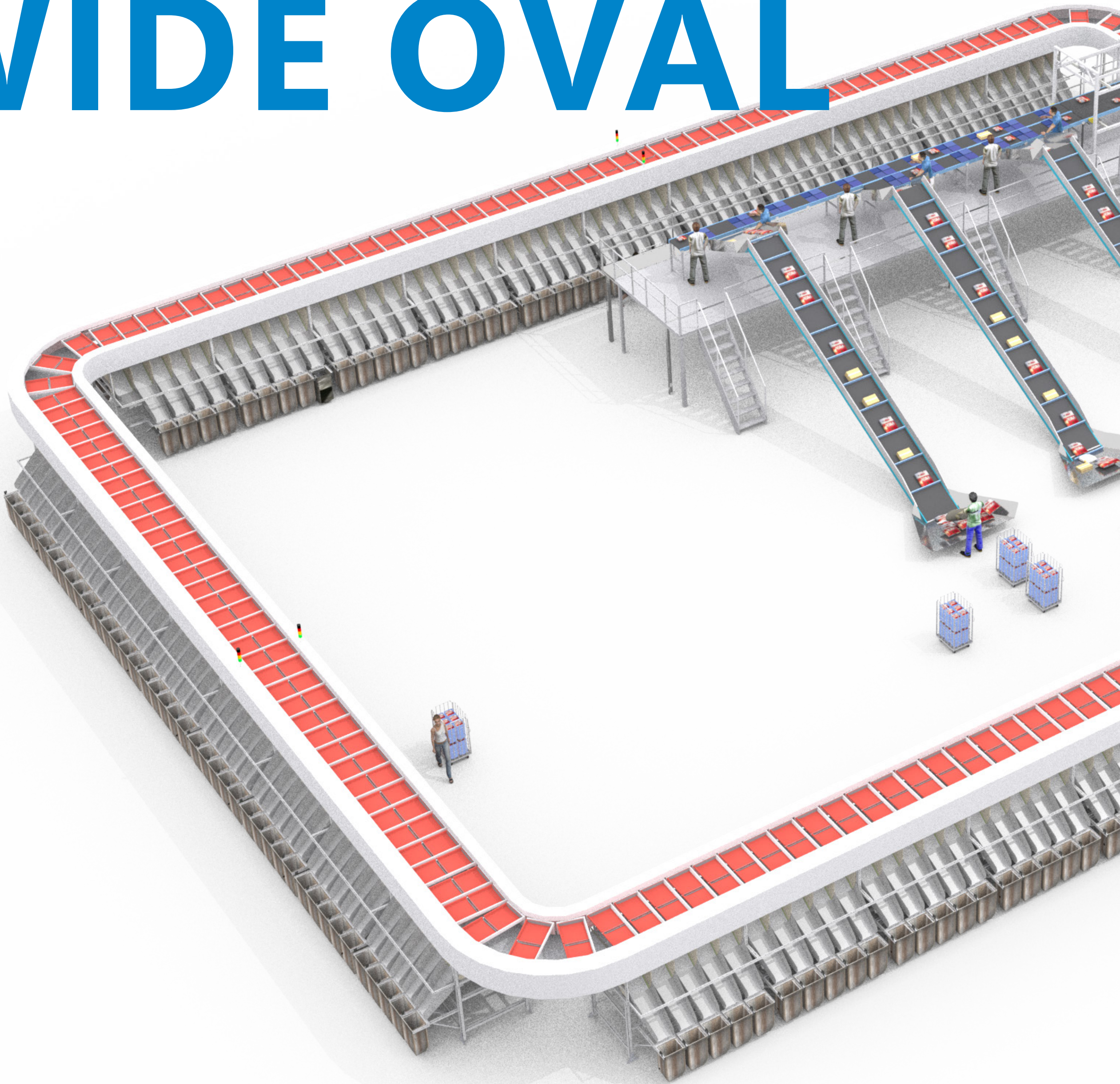
Stations




Induction

The wide oval layout enables stations on both sides of the track. Operators can access the stations by entering the middle of the sorter. This allows more stations when sufficient space is available.

THE EXTRA WIDE OVAL





The extra wide oval layout is perfect for spaces that allow a square-like built. It maximises the amount of stations by placing them on all four sides. An optional automatic infeed can be placed in the center of the sorter.

WHICH LAYOUT FITS YOUR REQUIREMENTS?



sales@equinoxmhe.com



+31 252 526 000



equinoxmhe.com